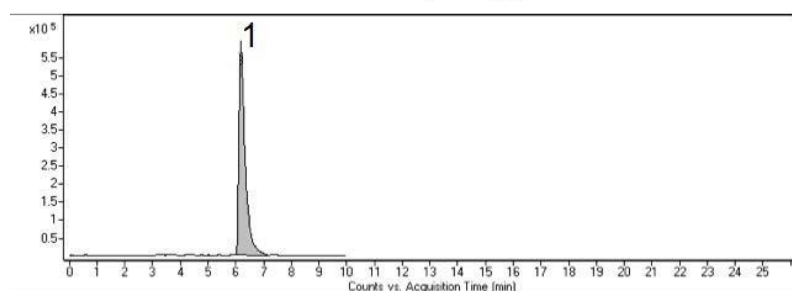
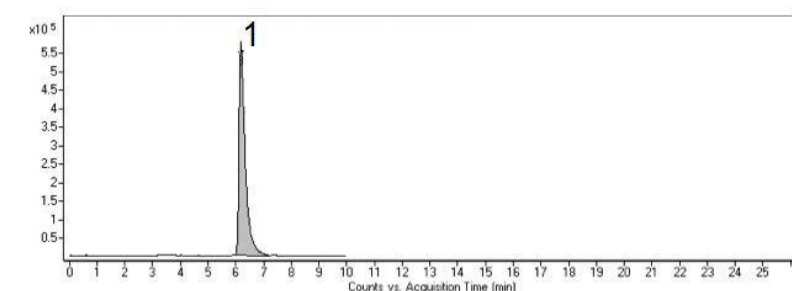
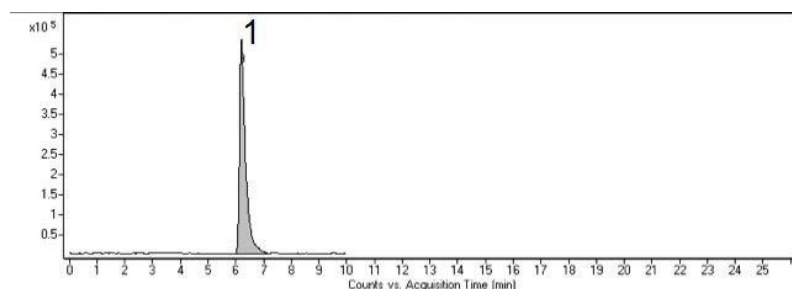
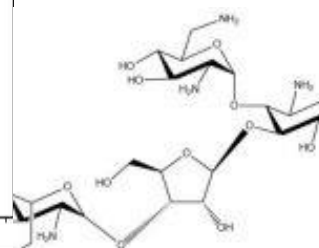


## Neomycin Sulfate Analyzed with LCMS - AppNote

Neomycin presents a number of challenges to routine Chromatographic Analysis. It lacks Chromophores and therefore is difficult to detect using conventional HPLC techniques and retention in traditional Reversed Phase mode may not be viable due to its high polarity. However, use of the Cogent Diamond Hydride Column in conjunction with a Mass Spec helps circumvent these issues. The presented data illustrates how the Compound can be both readily retained, with good run-to-run precision, and adequately detected using Mass Spectrometry.



Three Replicate Injections



Neomycin B

### Peak:

Neomycin 615.3196 n/z (M+H)+

### Method Conditions:

**Column:** Cogent Diamond Hydride™, 4μm, 100Å

**Catalog No.:** [70000-05P-2](#)

**Dimensions:** 2.1 x 50 mm

**Mobile Phase:**

A: DI Water / 0.1% Formic Acid

B: Acetonitrile / 0.1% Formic Acid

**Gradient:**

Time (minutes)	%B
0	90
0.5	90
4	10
5	10
6	90
10	90

**Injection Volume:** 5µL

**Flow Rate:** 0.3 mL/minute

**Detection:** ESI - POS - Agilent 6210 MSD TOF Mass Spectrometer

**Sample Preparation:** 0.1 mg/mL Neomycin Sulfate Reference Standard Solution in Solvent A Diluent

**Note:** Neomycin is aminoglycoside compound that is used as an antibiotic in various types of topical formulations. It is a component of the popular topical cream Neosporin®, used to pre-vent infections. It was discovered by biochemist and microbiologist Selman Waksman and colleagues.



**Attachment**

**No 372 Neomyin sulfate.pdf** 0.2 Mb [Download File](#)

Printed from the Chrom Resource Center  
Copyright 2025, All Rights Apply  
**MicroSolv Technology Corporation**  
9158 Industrial Blvd. NE, Leland, NC 28451

Tel: (732) 380-8900  
Fax: (910) 769-9435  
Email: [customers@mtc-usa.com](mailto:customers@mtc-usa.com)  
Website: [www.mtc-usa.com](http://www.mtc-usa.com)